



Bowls Canada

JUST ROLL WITH IT

Club Member Information Session



01

Objectives

Discuss the goals of this session

02

Disabilities 101

Develop an understanding and knowledge of disabilities

03

Welcoming Canadians with a Disability

How to provide a safe and welcoming environment in your club

04

Learn More

Where to find out more information

01


Objectives



Objectives

Club Member Information Session

- Increase understanding and knowledge of disabilities.
- Learn how to positively interact and communicate with bowlers with a disability
- Learn how to be part of a club environment that is safe, welcoming and inclusive to bowlers with a disability.
- Learn about how to become more involved.



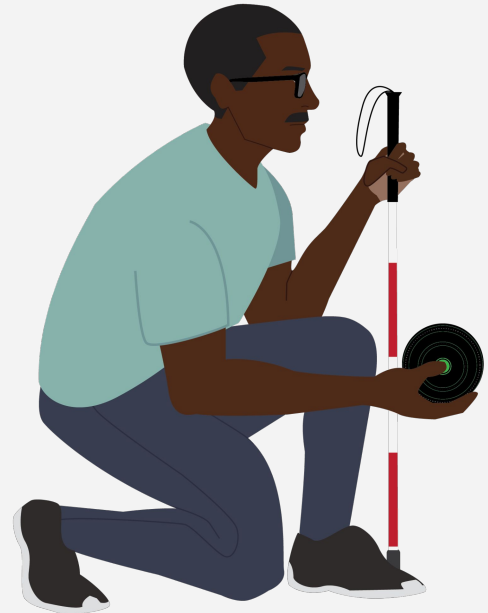
02

Disabilities 101



Your Experience

What experience do you
(or does your club) have
working with bowlers
with a disability?



Types of Disabilities



Physical

Mobility and range of motion



Sensory

Visual, hearing, multisensory



Behavioral

Ability to create, maintain interpersonal relationships



Learning

Ability to understand written or spoken language



Intellectual

Ability to think and problem-solve

What is Inclusion?



Inclusion is proactive behaviours, options and actions to make people from all backgrounds, ages and abilities feel welcome and that they belong in the activity and in your club.

03

**Welcoming
Canadians
With a
Disability**



Communicating Effectively

Instead of....

- Deaf and dumb, mute
- Retarded, slow, special
- Wheelchair bound
- Crippled, lame, invalid, spastic
- Dwarf, midget
- CP victim
- Healthy person, normal person
- Handicapped parking or bathroom

Try this...

- Person who is deaf and cannot speak
- Person with an intellectual, cognitive, development or learning disability
- Person who uses a wheelchair
- Person who has a physical disability
- Person of short stature
- Person who has cerebral palsy
- Person without a disability/able-bodied person
- Accessible or barrier-free parking or bathroom

Seen on the green – Adaptations for Physical Disabilities



Modified/Specialty Wheelchairs



Kneeling on Mat



Bowling Arm / Ubi-Launcher



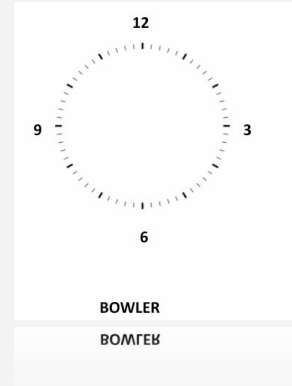
Speciality Walking Frame*

*Source: Bowls Buddy Walking Frame

Seen on the green - Adaptations for Visual Disabilities



Centre String



Clock System



Telescope/Monoculars



Steps over the Ditch

Adapting Facilities & Playing Surfaces

What you might see:

- Plywood covering a portion of the greens to protect it from damage from the impact of wheelchairs.
- Wheelchair bowlers using ramps to access greens or facility entrances.
- Modifications to existing washrooms and changes rooms or rental of portable accessible toilets.
- Accessible doors and parking spots.



04

Learn More



Get More Involved

Want to become more directly involved with the athletes and/or supporting programming?

Become a Coach, Director or a Program Volunteer!



Acknowledgements

Canada



Sport Canada

Project funding



Bowls Scotland

Coach training
material



Scottish Disability Sport

Coach training manuals
(authors: Robert Dick & Ron
McArthur)



Coaching Association of Canada

E-Learning course &
material



Commonwealth Lawn Bowls

Pilot project club



Nepean Lawn Bowls

Pilot project club

Thank You



For more information,
contact Bowls Canada
www.bowlsCanada.com

